

Netherlands

Destination Guide



Contents

With over 25 years experience and award-winning service, let Auto Europe plan your next self drive adventure. We offer an extensive range of vehicles to suit everyone's need and budget at over 8000 locations in 130 countries worldwide. Enjoy the freedom of having your own rental car and discover the world at your own pace. The Netherlands is a beautiful country with plenty of options for every traveller. Famous for windmills, clogs, cheese, canals, heritage historic sites, unspoilt waterways, gorgeous countryside to quaint villages and cosmopolitan cities and the perfect way to see all of it is by road.

Contents	Page
Renting a car in Netherlands	3
Rental Vehicle Insurance	4
Driving in Netherlands	5-7
Western Netherlands	8
Self Drive Tours: Rotterdam to De Biesbosch National Park / Amsterdam to The Hague	9
Southern Netherlands	10
Self Drive Tours: Eindhoven to Breda via Den Bosch / The Island Loop	11
Eastern Netherlands	12
Self Drive Tours: Arnhem to Almere and Oostvaardersplassen / Apeldoorn to Amsterdam	13
Northern Netherlands	14
Self Drive Tours: Leewarden to Amsterdam / Groningen to the West Frisian Islands	15
Money Matters	16
Stay Healthy & Stay Safe	17

Renting a Car in the Netherlands

Class	Fuel Capacity	Type	Transmission	Fuel/Air Cond.
M = Mini	0.8 - 1.0	B = 2 Door	M = Manual	R = Yes
E = Economy	1.0 - 1.4	D = 4 Door	A = Automatic	N = No
C = Compact	1.2 - 1.6	C = 2/4 door	N = Manual 4WD	D = Diesel Air
F = Full size	2.0 - 3.2	L = Limousine	Examples: ECMN: E = Economy C = 2 or 4 door M = Manual N = No Aircon FDAR: F = Full Size D = 4 Door A = Automatic R = Aircon	Q = Diesel No Air
P = Premium	2.0 - 4.2	S = Sports Car		H = Hybrid Air
L = Luxury	2.0 - 4.2	T = Convertible		I = Hybrid No Air
X = Special	1.2 - 3.0	J = All Terrain		E = Electric Air
		R = Recreational		C = Electric No Air
		F = 4 Wheel Drive		
		X = Special		
		K = Commercial Van/Truck		
		P = Ute		
		X = Special		
		E = Executive		



How do I know which vehicle is right for me?

When selecting a rental vehicle, take into consideration where you will be travelling, how many people will be travelling in the vehicle, luggage size and the kind of driving you intend to do. Auto Europe offers a vast range of vehicles from small economy sizes to larger full-sized cars, 4WDs, convertibles and luxury vehicles. The ACRISS system will help you find a car that suits your needs. This is internationally recognised code which will ensure you get the same standard of vehicle wherever you rent.

Automatic and Manual Transmissions

Both automatic and manual vehicles are available in Netherlands. Automatic vehicles are generally more expensive than manual cars and may be scarcer at smaller depots.

Do I need a credit card to collect my vehicle?

Yes. A credit card will be needed when collecting, which will be used for a security bond. The deposit is generally the insurance excess of the rental car which depends on the category of vehicle you have booked and the rate type.

Collecting at an airport in the Netherlands

At most airports in the Netherlands you will find your rental company has a desk in the arrivals hall, with the rental cars being located within walking distance. However, at smaller airports you may be required to collect your vehicle from a downtown depot. A courtesy transfer will be provided from the airport to the depot in this instance. Auto Europe offer all-inclusive prices which generally include any location / airport fees and charges that may otherwise apply. Remember to check at time of booking to ensure your rental will include all airport fees.

Rental Vehicle Insurance

Rental Vehicle Insurance

Dutch law requires all vehicles to have Compulsory Third Party (CTP) insurance, although your car rental supplier should already have comprehensive insurance covering their vehicles. In the case of an accident, it must be reported to the insurance provider immediately and an excess will be due.

Car hire companies in the Netherlands will normally include:

- **Third Party Insurance and Compulsory Insurance:** This will be included in your car hire price. This covers other people's injury and any damage to their vehicle.
- **Collision Damage Waiver (CDW):** This limits your financial liability for damage to the rented vehicle and is normally included in prepaid car hire prices. Rentals are usually subject to liability excess, which can be reduced at the time you collect your rental car.
- **Theft and Loss Cover:** This limits your financial liability for the loss or theft of the rented vehicle and is generally included in the prepaid car rental price.
- **Liability Insurance:** This limits your financial liability for bodily injury or death, and is normally included in the prepaid car hire price.
- **Personal Accident Insurance:** This covers the driver for personal injuries and is generally not included in your car rental rate. It is considered an optional extra that you can take out upon collection of the car.



Driving in the Netherlands



- Drive on the **right** side of the road; overtake on the left. Cars coming in from the right have the right-of-way.
- Bicycles, trams and mopeds have priority on all roadways in The Netherlands. Trams have the right-of-way and their passage should not be blocked.
- Trams should be passed on the right unless it is safer to pass on the left. Never pass a tram when passengers are boarding or alighting.
- Under Dutch law, everyone over the age of 14 is required to carry identification such as a passport, international driver's permit or ID card at all times. You may be fined immediately if you cannot produce identification when requested.
- Road Signs:
 - **E** symbols denote the main routes on international highways (e.g., E-15)
 - **A** symbols denote national highways
 - **N** symbols denote main roads
- Sharks teeth symbols (large triangles painted across the road) indicate that you must give way to the vehicles on the road that you are entering
- Drive with your headlights on, especially when visibility is poor during the day. Front and rear fog lights should be used in rain, fog or snow when the visibility is less than 50 metres.
- Unless signposted otherwise, drivers entering intersections from the right hand side have the right-of-way, though buses and trams always have right-of-way and cyclists typically have the right-of-way over cars.
- At roundabouts, traffic from the left has right-of-way.
- It is illegal to use a mobile phone whilst driving, instead use a vehicle phone attachment or a hands free kit.
- Wearing a seat belt is compulsory in both the front and back seats; children under age 12 must sit in the rear seat. Children shorter than 1.35m in height must also sit in an approved car seat.
- Driving under the influence of alcohol is illegal in the Netherlands, the limits are 0.05% or 0.02% for drivers who have held a license for less than five years.



Parking

Parking within major cities in the Netherlands is rarely free and parking is limited in major cities. There are policies in place to deter motorists from bringing their cars into the cities to avoid congestion. Metered parking areas exist and are known as a “P-Zone”. Parking is not permitted along curbs with black and white or yellow markings. Some parking areas, known as “Blue Zones”, allow parking **only** for vehicles with a blue parking disc. You may purchase these at most tobacconists, police stations and motor club offices.

Licence Requirements

A full driving licence is required to drive in the Netherlands. All drivers must have held a full valid driving licence for a minimum of one year. South Africa residents are not required by law to have an International Driving Permit (IDP), although it is recommended as an international licence holds more credibility with the local traffic police than your home driving licence. Contact your local motoring association for further information.

Min & Max Age Requirements

The minimum driving age in the Netherlands is 21, though drivers under the age of 25 may be required to pay a young drivers’ surcharge. Most suppliers in the Netherlands do not have a maximum driving age, however there may be restrictions for drivers aged 70-75 in some regions. In these situations, drivers may be required to hold a letter from their GP stating they are healthy and fit to drive. Check with Auto Europe South Africa for further details.

Cross Border Fees and One Way Rentals

Can I collect my rental car at a city in Netherlands and drop it off in another European city?

Domestic and international one ways are definitely possible, though they typically incur a one way fee. Prices may vary depending on the supplier, length of rental and drop off destination.

Can I collect my car in Netherlands, visit another European city, then return it to Netherlands?

Travel to surrounding mainland European countries, as well as the United Kingdom, is certainly possible. Some suppliers have restrictions on travel to certain Eastern European nations and to Northern European countries in winter. Please advise your reservations consultant when you make your car hire booking if you are considering travel outside of the Netherlands.

Driving in the Netherlands



What do I do if I want to extend my rental after I've picked up my vehicle in the Netherlands?

Once the rental has commenced you will have to call the depot where you initially collected the vehicle. If the vehicle is available to be extended, you will be offered additional days at the supplier's local rate.

Regions of the Netherlands

Western Region

Utrecht – Utrecht, Amersfoort, Zeist

North Holland – Amsterdam, Haarlem, Den Helder

South Holland – Rotterdam, The Hague

Southern Region

Limburg – Geleen, Maastricht, Heerlen

North Brabant - Breda, Eindhoven, Helmond

Zeeland – Teneuzen, Middelburg, Vlissingen

Eastern Region

Flevoland – Dronten, Almere, Overijssel

Gelderland – Arnhem, Nijmegen, Apeldoorn

Overijssel – Giethoorn, Deventer, Zwolle

Northern Region

Friesland - Leeuwarden, Sneek, Drachten

Drenthe – Assen, Emmen, Hoogeveen

Groningen – Groningen, Delfzijl



Western Netherlands



By far the most visited part of Netherlands, the west contains the provinces of Utrecht, North Holland and South Holland, and includes the cities of Amersfoort, Amsterdam, The Hague and Rotterdam. Filled with places to visit and things to see and do, the Western Netherlands greets visitors throughout the year who have come to see all manner of attractions, from historic buildings dating as far back as the 1300s to very liberal areas such as Amsterdam's famous red light district.

Attractions

North Holland

Teylers Museum – See the oldest public museum in the Netherlands, which hosts great displays on natural history, science and art

Muiderslot – Don't miss this impressive medieval castle that appears to be from the pages of a storybook, just a short drive from Amsterdam

Zaanse Schans – This historical district features traditional Dutch homes and windmills

Rijksmuseum – Located in Amsterdam, this is the largest museum in the Netherlands, hosting incredible arts and history exhibits

South Holland

Kinderdijk – This village near Rotterdam has a large number of 18th century windmills and fantastic scenery

Utrecht

Domtoren – Head to the top of the Netherlands tallest church for spectacular views from the top

Amersfoort – Stop by this impressive town that has been perfectly preserved in time

Events

January

Realisme Art Fair – Artworks from 30 galleries in the Netherlands and Belgium are displayed throughout Amsterdam

March

5 days off – A five day electronic music, technology and art festival held across Amsterdam

April

King's Day – A major national holiday in the Netherlands; find the largest celebrations in Amsterdam

Rotterdam Marathon – Head to Rotterdam to watch (or run) the nation's largest marathon

June

Holland Festival – The largest festival in various locations around Amsterdam with music, theatre, dance, art and film

November

Crossing Borders Festival – Held in The Hague, this festival focuses on new pop music, art and literature



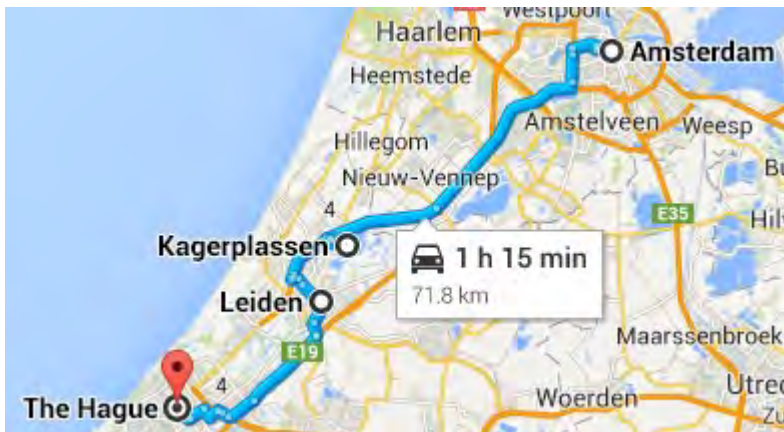
Rotterdam to De Biesbosch National Park

Start this day trip in Rotterdam, where you can visit the city's magnificent museums and monuments. From Rotterdam, drive south east on the A16 highway to Dordrecht, a historic city through which you will drive to reach De Biesbosch. Being one of the oldest cities in the Netherlands, Dordrecht is definitely worth a visit. While in town, make sure to see De Grote Kerk, literally meaning "The Big Church", which is one of the largest churches in the Netherlands. Continue south east from Dordrecht along the Provincialeweg Road, which will lead to a dead end when it reaches water. Park and catch the ferry to De Biesbosch, one of the Netherlands' most valued natural areas. This is one of the largest national parks in the country and one of the last few tidal freshwater areas in Europe. Unwind and appreciate the natural beauty you'll find in De Biesbosch before heading back to Rotterdam for a fabulous dinner at the top of the Euromast building.



Amsterdam to The Hague

For this daytrip, you can either head directly south west from Amsterdam along the A4 to the A44. If you have extra time, begin by heading west and travelling via the medieval city of Haarlem. Continuing south west, you'll pass through some charming Dutch towns, as well as areas including Kagerplassen, a picturesque network of lakes surrounded by green fields. Further along, visit Leiden, a small city with a wonderful historic centre and



more relaxed atmosphere than the busy metropolis of Amsterdam. Leiden is well known for its museums, especially those which focus on history, art and antiquities. From Leiden, take the E19 to the A12, which leads straight to The Hague. The Hague is an impressive city featuring an abundance of historic architecture, fascinating museums, art galleries and the Dutch Parliament. If you visit during summer, be sure to check out Scheveningen, the most famous beach in the Netherlands.

Southern Netherlands



The southern region of the Netherlands is a largely agricultural region, which is reflected in the fine food and produce found in the towns and villages that dot the landscape. Bordered by Belgium to the south and Germany to the west, this region has cultural and historical sites that are unique to the area, as well as fantastic carnivals and festivals that rival larger European cities.

Attractions

Limburg

Roermond – Visit the beautiful Cathedral of St. Christoffel and the Musterkerk church, which was constructed in 1224

Vaals – This natural area is home to the Drielandenpunt Maze, located where Germany, Belgium and the Netherlands meet

Maastricht – Enjoy the elegant atmosphere, fine dining, cosy cafes along the banks of the Maas River

De Meinweg National Park – These great wetlands make the perfect spot for bird watching

North Brabant

Breda – A fabulous medieval town with a rich history and culture waiting to be explored; see the Great Church and the Breda Castle

Zeeland

Islands and peninsulas of Zeeland – See the dams and bridges that connect the islands of the Delta Works

Zierikzee – Relax on the beaches and visit the fantastic yacht harbour and lovely old town centre of Zierikzee

Veere – Wander the streets of this ancient town that is a popular location for Dutch artists

Events

February

Carnaval – Decorated floats and brilliant street parades running through Maastricht in the weeks leading up to Eeaster

March

The Jazz Maastricht – Head to the gorgeous town of Maastricht for a fantastic regional jazz festival

April

King's Day – Take part in this massive street party, celebrated in cities throughout the country

June

Fiesta del Sol – Visit the charming university town of Eindhoven for an amazing summer festival full of local and international musical performances

August

Preuvenemint Tasting Event – Don't miss the Netherlands largest gourmet food festival in Maastricht

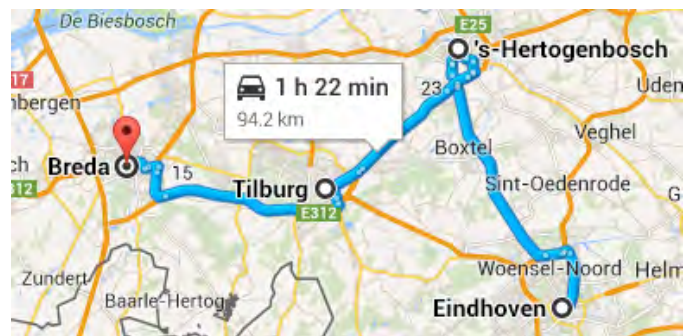
September/October

The Lichtjesroute Festival – Eindhoven sparkles with this 22km path glowing with decorative lights from mid-September through mid-October



Eindhoven to Breda via Den Bosch

This is a relatively short drive that can take just over an hour, however it is definitely worth taking your time to soak up the sights. Begin in Eindhoven and head north along the A50 to the E25 and continue to the beautiful town of Den Bosch (also known as 's-Hertogenbosch). Enjoy the sites of one of the Netherlands' oldest cities, where you can see some of the remaining fortifications, as well as the Saint Jans Cathedral, the magnificent Town Hall and the Moorian. From Den Bosch, head south west on the N65 to the university town of Tilburg, where you'll be able to see the Statue of Willem XI and the Paleis Raadhuis (the City Hall). Indulge in the local lifestyle by enjoying the town's many great pubs and cafes. Head west along the E312 to the town of Breda. This delightful medieval town has plenty to see and do, including a spectacular main square and 18th century architecture. Visit the beautiful Church of Our Lady or take in some retail therapy in the city centre.



The Island Loop

Explore the beauty and diversity of the Zeeland Islands and the west of North Brabant with medieval towns, great waterways and luxurious beach resorts. Begin in the fortified town of Bergen op Zoom. While here, see the Gevangenpoort, which are the remains of the town's former fortifications. Also worth a visit are Margrave's Palace and the beautiful town square. Head south

from Bergen op Zoom on the A58, which will turn west near Woensdrecht and to the town of Middelburg. This is one of the oldest towns in the Netherlands, boasting historic sites including the Abbey of Our Lady and the impressive Middelburg Town Hall. Drive back east on the A58 before heading north on the N258 towards the town of Goes, where you will come across the Oosterschelde. This estuary is the largest National Park in the Netherlands at 370 square kilometres. You can cross the estuary on the 4km long Zeeland bridge, which serves as a barrier, dam and road connecting the islands of Schoewen-Duiveland and Noord Beveland. Follow the N256/N59 north east to the N257 until you reach Krammersluizen and the Phillip Dam. From here, drive south to the town of Tholen, returning to Bergen op Zoom.

Eastern Netherlands



The Eastern Netherlands is an often underrated travel destination, as many travellers opt to remain in the country's better known western destinations. Made up of the provinces of Flevoland, Overijssel and Gelderland, the east offers many great attractions, incredible scenery and a number of charming towns and cities without the big crowds found elsewhere. If you're looking for an authentic Dutch experience, don't miss the east.

Attractions

Flevoland

Oostvaardersplassen – Visit this nature reserve on the shores of Lake Markermeer to see an abundance of local wildlife

Walibi World – Get a thrill at this fantastic theme park located near Dronten

Schokland – A unique historical site was once an island struggling with rising sea levels until land reclamation in the 1940s surrounded this area with dry land

Gelderland

Openluchtmuseum – An outdoor museum near the city of Arnhem which contains over 80 historic houses and buildings displaying the evolution of traditional Dutch lifestyles

Overijssel

The village of Giethoorn – Known as “Venice of the Netherlands”, Giethoorn is a beautiful village featuring an impressive historic town centre filled with canals; don't miss a boat ride through these streams to see Geithoom as it was intended

Deventer - Visit this town's massive annual book market and enjoy the fantastic medieval architecture

Events

May

National Windmill Day - Free access to over 950 historic windmills and watermills

Liberation Day - Head to Wageningen to celebrate the peace treaty signed with Germany in 1945 in this special location and keep an eye out for the Dutch royals, who usually make an appearance

June

Day of the Castles – Tour Dutch castles during this annual event when over 70 castles offer free entry for the day

July

Nijmeegse Vierdaagse – Also known as the International Four Day March, this is the world's largest walking event in Gelderland

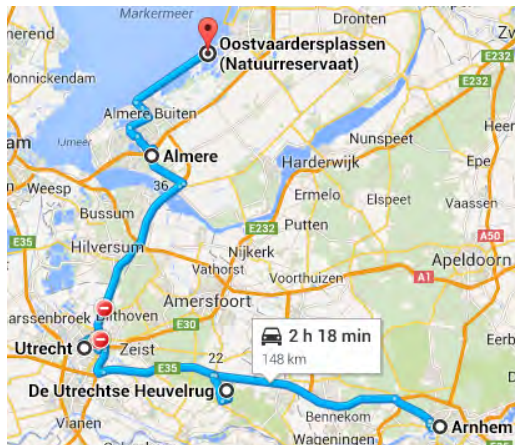
Arnhem Mode Biennale - Check out young, local designers at this annual fashion extravaganza

December

Pakjesavond - Celebrated on December 5, this is when Dutch children receive their Christmas presents, traditionally delivered with a quirky poem describing the recipient



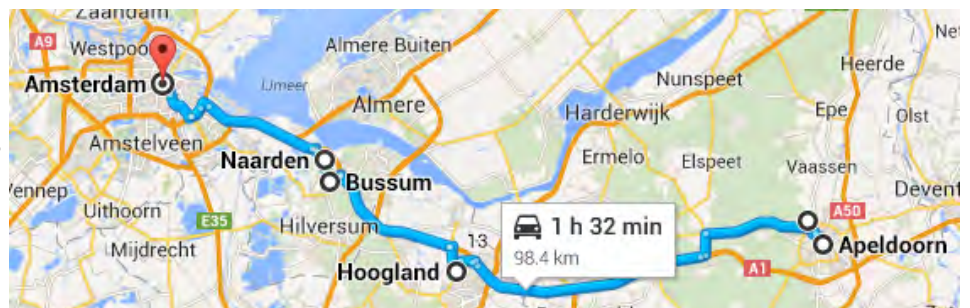
Arnhem to Almere and Oostvaardersplassen



Star this journey in Arnhem, where you can visit The Netherlands Open Air Museum and stunning Park Sonsbeek, or take a hot air balloon ride over the countryside. From here, head north west on the A12/E35 to the city of Utrecht. Stop along the way to explore the incredible Utrecht Heuvelrug National Park (De Utrechtse Heuvelrug). From Utrecht, drive north along the A27 which will take you to the island province of Flevoland. Visit the exciting city of Almere, the fastest growing city in the Netherlands and home to fantastic architecture and a remarkable contemporary art museum. Just a short distance north east of Almere and you will find Oostvaardersplassen, a huge nature reserve which was created roughly 40 years ago and is a most worthwhile attraction to get close to local flora and fauna.

Apeldoorn to Amsterdam

This drive will take you between two nearly opposite cities in the Netherlands. Travel from the quiet Apeldoorn, with its small city centre and dense surrounding forests, to the mighty Amsterdam, which is roughly 10 times the size. In the outskirts of Apeldoorn you will find the Het Loo Palace, home to many magnificent 17th century gardens. Drive south west from Apeldoorn and take the A1 highway west all the way to Amsterdam. Stop by the charming village of Hoogland and historic towns of Bussum and Naarden along the way. This area features a series of extraordinary homes and high end restaurants. As you travel along the A1, the landscape will evolve as you approach Amsterdam. The colourful forests, fields and farms which make up much of the first section of this drive will slowly change into a scene covered with lakes and canals. Upon arrival in Amsterdam, you'll find an endless supply of entertainment and attractions to keep you busy in this famous Dutch city.



Northern Netherlands



The Northern Netherlands is a wonderful area with vast outdoor areas, fascinating cities and the lowest population density in the nation. Unlike the parts of the country which are highly popular and well known to travellers, the north offers a unique alternative filled with traditional landscapes and fascinating attractions, but without the bustling crowds. Follow our guide to see the best of the north.

Attractions

Drenthe

Bourtrange – This star shaped fortress near Emmen dates back to the 1500s and now holds a charming village

Dierenpark – This zoo in Emmen is regarded as one of the best in Europe

Drents Museum – Located in Assen, this museum has great historical collections specifically those focused prehistoric items found locally

Friesland

De Oldehove – A medieval church tower in Leeuwarden, famous for leaning on an angle (even more than the Tower of Pisa)

Waterpoort – A medieval building in Sneek which was once used to guard the entrance to the city and has a passageway underneath for boats to pass

Groningen

Groninger Museum – This is regarded as one of the best modern and contemporary art collections in the world located in the city of Groningen

Events

January

Eurosonic Noorderslag – This major international pop music event in Groningen hosts over 300 artists and features a conference program with 150 panels, speakers, workshops and more

Elfstedentocht – Known as *Eleven Cities' Journey* in English, this annual ice skating race follows the frozen rivers of Friesland along to Leeuwarden

June

Oerol Festival – 10 days of theatre, music and art, held on Terschelling Island

Dutch TT – Held in Assen, this motorcycle race is part of the MotoGP World Championship

August

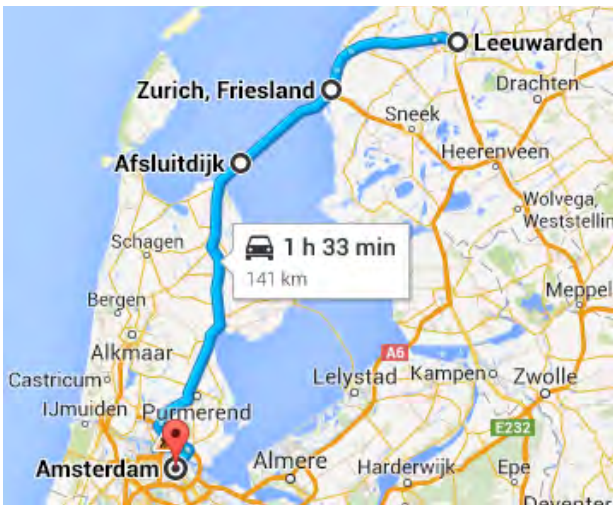
Skûtsjesilen – Watch this major sailing competition held in Friesland

Noorderzon – This free, 11 day festival includes a series of events covering theatre, dance, music, literature and visual arts in Groningen's city park



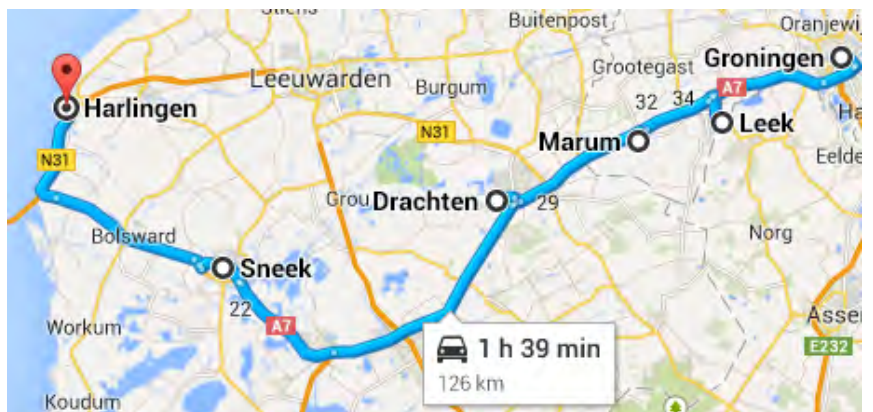
Leeuwarden to Amsterdam

Begin this drive in the delightful town of Leeuwarden and travel west on either the A31 or N359, which both lead to the A7/E22. Along this route you'll pass lush green pastures and serene waterways. Continue west toward the village of Zurich, where you'll come upon the Afsluitdijk, an enormous causeway and dam built in the 1920s. Covering a distance of 32km, you'll have nothing but water as far as the eye can see. When you reach the other side, continue south on the E22 and take in the immense beauty of the Dutch countryside as you make your way to the celebrated city of Amsterdam.



Groningen to the West Frisian Islands

From Groningen, drive west along the A7 through the scenic countryside of the north. On this drive, you'll pass through a number of charming towns and cities such as Leek, Marum and Drachten. These towns along the way to are great to explore and spend an evening, or just make a nice pit stop. In Drachten, you'll have the option of heading north west and passing through Leeuwarden, or continuing west along the A7 and driving through the gorgeous lake district around Sneek. When you reach Harlingen, it's time to leave the rental car behind and head out to the West Frisian Islands by ferry. You can choose from several islands, including Vlieland, Terschelling and Ameland, all of which are quiet scenic destinations, with few people and plenty of green fields and sand dunes.





Money Matters

Currency

Euro (EUR €) = 100 cents (¢) Notes are in denominations of €500, €200, €100, €50, €20, €10, €5. Coins are in denominations of €1 and €2, 50, 20, 10, 5 and 1 cent coins.

Currency Exchange

Currency can be exchanged in the Netherlands at major banks, post offices and Bureaux de Change offices. Hours of business may vary, depending on the bank, but most will be open from 9:00am to 5:00pm Monday through Friday. Major banks and post offices may be open on Saturday. Some banks will stay open late on Thursday and Friday evenings.

Credit & Debit Cards

Most major credit and debit cards are accepted in the Netherlands. Confirm details of any international fees your credit card company or bank may impose before you travel.

ATMs

You will find ATMs in all major cities and larger towns in the Netherlands. If you're travelling through small towns it is wise to take out cash before you depart. While it is not wise to carry large amounts of cash, you may find smaller businesses throughout the Netherlands that are cash only, so it is always a good idea to have some change on hand.

Tax

Food in the Netherlands is taxed at 6%, while other goods are taxed at 21%. If you make a purchase over €50.00 which you are bringing out of the Netherlands, you may furnish receipts for these goods to claim your tax back at the airport upon departure.

Tipping

While tipping is not required in the Netherlands, it is quite common in restaurants, hotels and taxis. Rounding up a bill to the nearest amount in full euros is a common practice and a tip of 10% is customary if you receive excellent service. Many public toilets will have an attendant who typically receives a tip of €0.50.

Stay Healthy & Stay Safe



Stay Healthy

There are relatively few health risks for travel in the Netherlands and medical care and hospitals are excellent. As always ensure you have comprehensive health insurance before you travel to the Netherlands. Your comprehensive travel insurance will cover any medical costs including medical evacuation in case of emergency. Be sure to clarify the details of your travel health insurance prior to departure.

Stay Safe

The Netherlands is regarded as a very safe country to visit. However, standard safety precautions should be taken to avoid dangerous areas or high risk situations. Never carrying more cash than necessary and keep to well-lit areas at night. It is always a good idea to check the South Africa Department of International Relations and Cooperation website for safety information specific to your destination before you go. In the unlikely event that your credit or debit cards are lost or stolen, notify your bank and credit card companies immediately.

In case of an emergency, dial 112 for medical, fire and police.

Where To Get Help

South Africa Embassy Netherlands

Wassenaarseweg 40 , 2596 CJ The Hague

Telephone: +31 70 392 4501

Fax: +31 70 361 4958



Drive the World with Auto Europe!

Auto Europe are South Africa's leaders in self drive holidays. Established over 60 years ago, we offer more than 60 self drive suppliers at over 20,000 global locations. We boast an extensive choice of worldwide car hire, luxury and budget motorhome rentals and Peugeot leasing in Europe. Our expertise brings you highly competitive prices alongside outstanding customer service and efficiency.

Plan your next self drive adventure with Auto Europe. Enjoy the freedom of having your own rental car and discover the world at your own pace.

Booking is easy!

Once you have planned your self drive itinerary and are ready to book, simply visit www.autoeurope.co.za
Alternatively, call our dedicated reservations team on 0800 983 468 or visit your local travel agent.

We look forward to hearing from you!

Auto Europe South Africa hope that you find the information in this guide helpful for your self drive holiday in the Netherlands.

This touring information has been created to be used as a guide only.

© Auto Europe - all rights reserved.

Updated: March 2017